

THE
LY


BY MARQUIS YACHTS



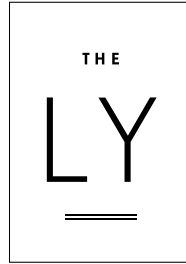
 **LEXUS**
EXPERIENCE AMAZING

 **MARQUIS**
YACHTS









BY MARQUIS YACHTS

TAKING AMAZING BEYOND THE ROAD

Inspired by some of the finest automobiles on the planet, LY 650 by Marquis Yachts, is sixty-five feet of opulence and athleticism. Influenced by Lexus design and craftsmanship, artisans at Marquis Yachts have sculpted a work of art worthy of the Lexus badge.

This first-ever production yacht is crafted with the same focus on uncompromising refinement and performance expected from Lexus automobiles. Simply put, this is how Lexus goes beyond the road.



“
Enlightenment
is when a wave
realizes it's
the ocean



08.

Lexus Lifestyle

10.

Concept

12.

Philosophy

14.

Craftsmanship

16.

Marquis Yachts

18.

Exterior

22.

Interior

30.

Frybridge

36.

Construction

38.

Performance

40.

Design

42.

Technology

44.

Color Options

47.

Layouts

48.

Standards

56.

Preferences

WELCOME TO THE NEW LEXUS FLAGSHIP

The LY 650 by Marquis Yachts is the newest opportunity to experience the Lexus lifestyle on water.

Take notice of the years of craftsmanship distilled into a single expression as you step aboard. Feel the attention to detail in every movement, every connected piece, both inside and out. Bear witness to an uncompromising commitment to design as its sleek, low profile cuts through the water. Everything is done with intention. Everything is done with your experience in mind.

Redefining what a flagship can be, the LY 650 ushers in a new era of Lexus luxury.

EXPERIENCE AMAZING





FIRST AN IDEA

THEN A REALITY





The Lexus yachting voyage was sparked by one question: "What if Lexus went beyond the road?" Thoroughly inspired by Lexus designers, Marquis Yachts responded with the 42-foot Lexus Sport Yacht Concept. This expression of L-Finesse (the Lexus design language) in a watercraft results in a smooth, nearly-seamless blend of helm, deck, and hydrodynamic hull - giving the LY 650 an iconic, assertive demeanor.



EXPRESSION THROUGH DESIGN

The LY 650 by Marquis Yachts is a celebration of Lexus luxury in open water. Its unique styling is the most contemporary and expressive interpretation of the Lexus design language known as L-finesse.

In its most succinct form, L-finesse can be described as 'leading-edge design and technology applied with finesse'. This simple definition of 'finesse' conceals a complex philosophy, the understanding of which is unlocked through a greater appreciation of the word.

L-finesse leans heavily on artistic forms yet remains unpretentious with its implementation of minimalistic-yet-functional aesthetics. Creativity under the L-finesse umbrella is innately limitless, however, it is shaped by its core tenets of Seamless Anticipation, Incisive Simplicity, and Intriguing Elegance – all of which manifest themselves throughout LY 650.





EVERY DETAIL

CRAFTED



Nothing is crafted like a Lexus. It takes roughly 60,000 hours to earn the title of “Takumi” (an artisan) within Lexus. At Lexus, Takumi are master craftsmen who ensure every vehicle is engineered, tuned, assembled, and finished to its highest quality standards. They are the heart, soul, and driving force behind the brand’s uncompromising quality and peerless attention to detail.



A SHARED LANGUAGE OF CRAFT

One way Lexus takumi implement distinguishable excellence is through their inclusion of the human touch. Subtle nuances such as the hand-stitching of materials or the meticulous assembly of engines – ones that can only be made or performed by hand – permeate all facets of a takumi's complex manufacturing schedule. This appreciation of details ultimately amounts to a more immersive and compelling Lexus experience.

The takumi adoration of quality is mirrored by Marquis Yachts' team of veteran artisans. Each of the assemblers in Pulaski, Wisconsin apply their decades of experience in the creation of their elite watercraft.

Within the halls of Marquis Yachts is where execution meets obsession, where road blends with water.



LENGTH OVERALL

65'5"
19.94 m

BEAM

18'11"
5.76 m

DRAFT

5'6"
1.7 m

WEIGHT (DRY)

73,500 LBS.
33,339 kg

STANDARD HORSEPOWER

1,600 mHP





STATEROOMS

3

HEADS

3

TANK CAPACITIES

Fuel	1,060 gal	4,012.54l
Water	225 gal	851.72l
Holding	170 gal	643.52l

CABIN HEAD ROOM

MAIN

LOWER

6'6"	6'8"
1.98m	2.03m





The image shows the interior of a yacht, specifically a bar area. On the left, there is a dark wood cabinet with a black countertop. On the counter, there is a tray with a glass bottle and a glass. To the right of the counter is a built-in refrigerator with a glass door, showing several bottles inside. The background shows the ocean and the sky through the yacht's windows. The interior features a mix of dark wood, black, and light-colored upholstery.

UNRIVALED DESIGN—BOTH INSIDE AND OUT

The myriad interactions of passengers are of utmost importance in the LY 650 design. Material selections and the shapes they take, as well as their connection to adjacent textures and colors, all parlay into the grand passenger experience.

Nuvolari—Lenard are connoisseurs of such intimate exchanges. The famed Italian design house has created some of the world's finest yachting environments – including their stellar execution inside LY 650 that celebrates omotenashi through seamless, functional, and minimal aesthetics.





Atrium - Featuring Coffee Bar and Wine Cooler





Master Suite



Master Head



Master Suite Sitting Area



Leather Padded Doors with Hand-Stitched Detail



VIP Suite



VIP Ensuite Head



Guest Stateroom



Guest Head





Cockpit Sunshade



Bridge Seating with Table





YOUR EVERY MOVE ANTICIPATED

CONSTRUCTION / PERFORMANCE / DESIGN / TECHNOLOGY

A realization of pristine craftsmanship and a ceaseless commitment to quality, LY 650 by Marquis Yachts represents more than the sum of its advanced components. From bow to stern, port to starboard, LY 650 calls forth amazement, inspiration, and freedom above all else.

In its seamless orchestration of unrivaled performance and luxurious appointments, those stepping aboard LY 650 are immediately awestruck by their newfound sanctuary.



C o n s t r u c t i o n

DISTINCT AMONGST PEERS

Of its many distinct traits, LY 650 further distinguishes itself amongst its peers via material selection. Our engineers' decision to use carbon fiber in the construction of LY 650's deck and hull is unique for a limited-edition, 65-foot yacht and this choice yields an incredible balance of opposites.



SMOOTHNESS UNPARALLELED

Boasting an almost 19-foot beam, LY 650 provides unmatched stability and minimal unwanted roll, even when anchored, thanks to its well-balanced carbon fiber hull, low center of gravity, and available active stabilization system. With its spacious deck, passengers aboard will enjoy the tranquility invoked by LY 650's superior design and engineering.



VACUUM INFUSED FOR VERSATILITY

Marquis Yachts' vacuum-infused resin construction vastly reduces the number of variances that are normally found in composite materials. It also benefits key yachting traits such as agile maneuverability, lighter weight, and exceptional longevity.



CARBON FIBER: THE KEY TO CUTTING-EDGE.

Experience leisure on the water like never before. Carbon fiber comprises over 75 percent of LY 650's hull and deck, providing a 20-percent increase in rigidity and a weight reduction of 30 percent compared to yachts having standard fiberglass construction. Furthermore, the low-profile flybridge utilizes an optional hardtop made entirely of carbon fiber. This technologies means passengers will appreciate smoother, effortless cruising even in rough conditions.

P e r f o r m a n c e

ENGINEERED ATHLETICISM

Astute dynamic prowess complements LY 650's timeless physique. Like Lexus' takumi of the storied F Performance division, Marquis Yachts' engineers honed the first production Lexus yacht into far more than a straight-line. With LY 650, cunning balance, predictable handling, and luxurious comforts are never mutually exclusive.



PROVEN HEART

To surpass all expectations, Marquis Yachts collaborated with Volvo Penta utilizing its proven IPS propulsion system with turbo charged, twin diesel engines to power the LY 650. The glass cockpit display, joystick control, dynamic positioning and available Active Ride Control stabilization provide the ultimate maneuverability.




ACCELERATED EXHILARATION

Smiles for miles. They're a natural byproduct of LY 650's seamless, on-demand acceleration. Like its four-wheeled Lexus stablemates, LY 650 brings joy aplenty with every push of the throttle and tilt of the helm.



ENVIABLE QUIETNESS

Employing a proprietary sound-deadening component throughout the bulkhead and using sound-absorbing materials keeps unwanted noises at bay. Yachting has never been this ethereal - until now.



NOT YOUR TYPICAL HYBRID

Essential to its athletic aptitude and uncompromised sumptuousness is the incorporation of both cruiser and sportfish - like architecture in LY 650's hull design. The hull's ingenious hybrid form provides exceptional stability and handling, regardless of boat speed or water condition.

D e s i g n


PENNER WITH PASSION

The Japanese also take great care to practice Ometanashi - a way of treating and treasuring one's guests - as a symbol of pride. To set upon the ocean in the LY 650 is to experience Omentashi like nothing else. The LY 650 provides an instant sense of timeless design fused with functional luxury at every corner. Bring your guests aboard this unsurpassed yachtliner and feel the pride for yourself.



AUTOMOTIVE GENETICS

The multifaceted form of LY 650's carbon fiber hull encompasses forward and rear-sweeping motions, much like the physique of Lexus flagships - LC and LS 500.



POIGNANT APPOINTMENTS

Rinse off with LY 650's easy-to-access, 7' transom shower - a welcome rarity amongst its competition.



COMMON PILLARS

The resemblance to Lexus flagship automobiles are undeniable from bow to stern, with swooping canopies originating at the intersection of hood (or bow-cockpit) and A-pillar (or cockpit). Raked windshields protect their respective captains and passengers with ultimate style and purpose—while the perfectly rounded hips leave wakes for all to see.

T e c h n o l o g y

PROLIFIC, NOT PASSIVE

LY 650 brings automated yachting to the forefront of maritime living. Avant-garde, real-time connectivity via mobile applications and intuitive hardware mean LY 650 is more than a conveyance – it's an instrument.



REAL-TIME CONNECTIVITY

Like their Lexus LS or LC 500 vehicles, LY 650 owners and crew can have a readily available link to their watercraft via mobile devices. Called LY-LINK, the advanced mobile application provides visibility into valuable LY 650 data such as voltage, fuel, and water levels—as well as control over lighting, audio, and climate in yet another example of unyielding Omotenashi.



BESPOKE ACOUSTICS

While aboard, passengers can relish the premium sonic landscape produced by the likes of Fusion (exterior) and Harman (interior). Upgrade the salon to a Mark Levinson system for an immersive, 7.1 channel architecture audio experience.



DIGITIZED INTERFACE

The Glass Cockpit System by Volvo Penta fully integrates LY 650's controls, instrumentation, navigation, and alerts into a single digitized interface displayed at both the upper and lower helms. The intuitive system is designed to be customizable in controls and layout, allowing for the greatest experience in vessel awareness.

STYLE REFINED

COLOR COMBINATIONS



Signature Color: Copper / Gray Metallic (2 Tone)




White (Standard)



Silver




Stealth Gray



Silver / Gray Metallic (2 Tone)

FLYBRIDGE



MAIN LEVEL



LOWER LEVEL



Shown with optional crew quarters.

LUXURY EXISTS IN THE DETAILS

STANDARDS

CONSTRUCTION

- 10-year structural hull limited warranty
- Electrical system: Digital switching and circuit protection. C-Zone controlled by Garmin MFD. Electrical system meets all ABYC, USCG and ISO/CE in effect at time of manufacture.
- Fiberglass: Hand-laid and resin infusion
- Fiberglass hat section stringer system: Hybrid design with carbon fiber and e-glass
- Hull: Barrier coat
- Insulation: Thermal and acoustical
- Meets or exceeds all applicable U.S. Coast Guard safety standards
- NMMA certified
- CE certification available

HULL AND DECK

- Gunwale trim: Stainless steel
- Windlass / ground tackle: Quick dave 2300 watt
- 300', 3/8" chain, anchor: Claw 110lb. polished stainless steel ,swivel shackle, chain stopper, controls at helms and foredeck, chain counter control at both helms.
- Anchor roller: Stainless steel w/ recessed anchor channel
- Bow chafe plate: stainless steel
- Cleats w/ line chafe plates: Pop-up style, (2) 12" bow cleats, (2) 12" spring line cleats and (4) 12" stern cleats, (1) 12" anchor cleat
- Hatch: Bow, integrated to deck styling
- Deck fitting: fuel fills (2) port and starboard, cockpit location
- Deck fitting: Fresh water fill (1) - starboard side deck
- Deck fitting: Waste, pump-out (2) - starboard side deck
- Rails: Bow, 1-1/4" stainless steel, welded, top rail and 1" stanchions, custom rail bases with set screw installation, 1-1/4" mid-rail forward
- Grab rails: stainless steel, 1-1/4"
- Windows: Forward, tempered safety glass, non-opening, 10mm grey glass
- Windows: Upper sides / mid sides, tempered safety glass, 8mm Grey Glass with opening window at helm
- Swim platform
- Foredeck bench seating aft, with dual sunpads forward. Reclining backrest, drink holders, Fusion stereo with (4) speakers and amplifier
- Windshield weather cover: Color coordinated
- Salon / cockpit door: Painted aluminum frame, with stainless steel threshold. Sliding door.
- Forward hull side window
- Master stateroom hull side window - Fixed: round, 12" diameter, opening with screens, (4)
- Textured surface fiberglass decks: Diamond pattern
- Vinyl ester barrier coat
- Anti-fouling bottom paint
- Bronze sea cocks all underwater through hulls - double stainless steel hose clamps
- Stainless steel thru hulls above water line.
- Bright white gel coat for hull & deck
- Exterior décor LED lighting
- Hot/cold transom shower
- Side boarding door pantograph, port and starboard
- Transom underwater lights
- Workshop/aft storage: Includes head compartment w/ shower stall and toilet

COCKPIT AND SWIM PLATFORM

- Aft port and starboard fairlead ,stainless steel surround to protect gel, with integrated cleat.
- Aft cockpit seat
- Courtesy lights: Floor illumination, (19) (white LED)
- Lighting: Overhead, (6), polished chrome rings (white LED)
- Access to side decks, port and starboard w/ stainless steel hand rail
- Hatch: Engine room access
- Transom gate (2), port and starboard stainless steel and acrylic with LY 650 logo
- Joystick controls - Dual port and starboard docking joystick controls.
- Storage: Center cockpit purpose built storage unit. Hinged garage door. Transom shower on starboard side.
- Storage: Aft port and starboard on transom outboard of walkway, fiberglass door and interior close out. Shore power hookup on port side.
- Fusion stereo w/ (2) speakers, subwoofer and amplifier. Zone connected to flybridge and foredeck
- Wet bar
- Crew quarters access
- Fender storage
- Storage for 2 ea. 8 person life rafts

FLYBRIDGE

- Beverage holders (5): stainless steel
- Bridge cover
- Bridge seat, forward starboard
- Bridge seat, aft: Modified L shape
- Bridge seat, helm
- Bridge table, aft: Wood top, matte black pedestal, fixed height, folds open into dining configuration
- Courtesy lights: LED for floor illumination - neon rope
- Electronics mast: Welded premium grade aluminum painted with AWLCRAFT 2000 acrylic urethane topcoat for use in harsh marine environments.
- Safety rail stanchions: Double-welded (inside & outside), 3/16 stainless steel, anchored to aluminum backing plates laminated into deck.
- Self-draining walking surface

UPPER HELM

- Volvo/Garmin Glass Cockpit System - 3 ea. Volvo/Garmin MFD's. 17" Display for control of CZone digital switching system
- Compass: Ritchie®, 5", flush-mount, illuminated
- Accessory outlet - 12V Dual USB (1)
- Helm seat adjustable, high-quality elegant upholstery with arm rests
- Steering system, Volvo electronic: Steering wheel tilt with Lexus Logo
- Beverage holders (2): Stainless steel
- Fuel gauges (2): Integral with glass cockpit MFD's
- Provisions for mounting full electronics combination of (3) MFD screens, (2) ea. glass cockpit and (1) ea. digital switching control
- Search light control
- Start/stop panels (1) Volvo keyless system
- Humphree/Volvo trim control
- Venturi air deflector
- Volvo electronic engine controls joystick control joystick steering and docking
- Windshield: tinted, wraparound
- Fusion stereo w/ (4) speakers, subwoofer and amplifier. Zone connected to cockpit and foredeck
- Handheld VHF/hailer

LOWER HELM

- Steering system: Volvo electronic - tilt wheel
- Volvo/Garmin glass cockpit system - (3) ea. Volvo/Garmin MFD's. Garmin 17" Display for control of CZone digital switching system
- Helm seat: Pedestal style, seat adjustment control.
- Dash console: Leather look wrapped bolsters, interior matched custom paint
- Joystick control: Joystick steering and docking
- Engine controls: Volvo electronic
- Humphree/Volvo trim control panel with position indicator
- Instrumentation: Integral with glass cockpit MFD's 17" Displays
- 2 fuel gauges: Integral with glass cockpit MFD's
- Fireboy display/alarm for automatic fire extinguishing system
- Electronic dual wiper control
- Compass: Ritchie®, 5", flush-mount, illuminated
- Accessory outlets (2), 12V Dual USB (1)
- Steering system: Volvo electronic. Steering wheel tilt: leather wrapped to match helm
- Provision for mounting full electronics: Combination of 3 MFD screens. (2) ea. Glass cockpit and (1) ea. Digital switching control
- Drink holder(s) at helm
- Air conditioning discharge outlet
- Windshield defoggers
- Spotlight control

MASTER STATEROOM

- Door: Access to stateroom, locking
- Berth: Island, queen sized bed with pillow top innerspring mattress
- Lights: (5) LED panels overhead, dimmer
- Lights: Rope accent lighting on soffit
- Lights: Rope accent lighting under toe kick of the berth
- Lights: (2) reading
- Lights: (1) table lamp
- Mirror: Full length
- Shelves: Hull sides
- Walk in closet: starboard aft, illuminated, full cabin height
- Drawer Storage: Port, (3) drawers
- (4) 110V outlets, ground fault protected
- Fixed hull windows w/ 12" opening port lights w/ screens (4), window blinds, powered
- CO detector
- Desk: Port, work area with makeup mirror and pull out stool
- Lounge: Port sofa
- Night stands: Both sides of berth
- 43" 4K UHD TV Sony, Blu-Ray, 5.1 surround sound Revel subwoofer, (5) Revel Speakers
- Smoke alarm

MASTER HEAD

- Door: Locking
- Lights: (2) LED panels in shower overhead, (4) LED in head compartment overhead
- Enclosed shower: Frameless glass entry door with tile surround
- Vanity cabinet: Stone countertop with integrated glass face sink, storage below
- Upper vanity and port upper storage with doors and shelves
- Mirror: Above vanity, wood framed
- Exhaust fan
- Toilet: Dometic 8900 all in one two button control panel
- Towel bars
- Robe hook
- Toilet paper holder
- 110V outlet, ground fault protected
- Opening, screened port lights (1)

VIP STATEROOM

- 32" HD TV with Fusion sound system, DC powered and Blu-Ray player
- Door: Access to stateroom, locking
- Berth: Island, queen sized bed with pillow top innerspring mattress
- Lights: (3) LED panels overhead, dimmer
- Lights: Rope accent lighting around window panels
- Lights: Rope accent lighting under toe kick of the berth
- Lights: (2) reading, (1) decorative sconce style
- Shelves: Hull sides
- Hanging locker: Port, illuminated, full cabin height
- (2) 110V outlets, ground fault protected
- Deck hatch with integrated escape ladder
- CO detector
- Hull window, fixed
- Electrically controlled window blinds
- Smoke alarm

VIP HEAD

- Door: Locking
- Lights: (1) LED in shower overhead
- Lights: (2) LED in head compartment overhead
- Enclosed shower: molded, reinforced fiberglass with enclosure, glass shower door
- Vanity cabinet: Stone countertop and vessel sink, storage below
- Above sink cabinet: Mirrored doors
- Exhaust fan
- Toilet: Dometic 8900 all in one two button control panel
- Towel bars
- Toilet paper holder
- Robe hook
- 110V outlet, ground fault protected

GUEST STATEROOM

- Door: Locking
- Lights: (1) LED panel overhead
- Lights: Courtesy lighting below berth
- Full size berth, access to storage under berth
- (2) 110V outlets, ground fault protected
- CO detector
- Nightstand: Forward of berth, small storage area
- 32" HD TV with Fusion sound system, DC powered and Blu-Ray player
- Smoke alarm

GUEST HEAD

- Door: Locking
- Lights: (1) LED in shower overhead
- Lights: (3) LED in head compartment overhead
- Enclosed shower: Molded, reinforced fiberglass with enclosure
- Vanity cabinet: Stone countertop and vessel sink, storage below
- Above sink cabinet: Mirrored door
- Storage: Outboard overhead
- Exhaust fan
- Toilet: Dometic 8900 all in one two button control panel
- Towel bars
- Toilet paper holder
- 110V outlet, ground fault protected

FOYER

- Lights: (4) LED in overhead
- Floor access to waste tanks
- Storage: Port storage cabinet
- Storage: Floor access

GALLEY

- Aft galley with stone countertop, satin cabinetry
- Storage: Overhead, high gloss brown lacquer cabinetry
- Drawers: (5)
- Stowage cabinet: (5)
- Flooring: Hardwood
- Sink: Under mount stainless steel with decorator faucet
- Stove recessed two burner induction cooktop
- Refrigerator: Isotherm 11 cu.ft.
- 110V outlet: (2), ground fault protected
- Lights: Overhead
- Microwave: Convection
- Slide out trash below
- Starboard serving bar: Additional storage, china storage, upright galley refrigerator aft

SALON

- Coordinated decorator duette shades
- Lights: Recessed strip lighting. Dimmable.
- Starboard entertainment center 49" 4K UHD OLED Smart TV. Hi/Lo concealed in cabinet behind the helm seat.
- Harman 5.1 surround sound, Blu-Ray DVD, multi-media compatible
- Wood and carpet flooring
- CO detector
- Color coordinated forward port dinette with storage under cushions w/ fixed dining table
- Color coordinated port and starboard sofa with storage under cushions
- Opening window starboard at helm
- Side deck entry door port side opposite helm station
- Smoke alarm

PLUMBING

- Fresh water filter
- Bilge pumps: (4), 3700 gph, manual and automatic
- Bilge pumps: (3) Emergency 3700 gph
- Water system: Pressure-demand (hot/cold) with accumulator tank
- Water heater: 26.4-gallon (100 l)
- Dockside water inlet (pressurized)
- Monitor / water tank gauge
- Monitor / holding tank gauge full tank warning system, (1) each at each toilet
- Fresh water transom and bow washdown
- Overboard discharge

ELECTRICAL

- Electrical service: Dual 240V, 50 amp, 60 hertz. (Dual 230V, 32 amp, 50 hertz)
- Horn, 24V dual air trumpet Kahlenberg
- Lighting fixtures, 24V
- Navigation lights (USCG/COL REG approved)
- Electric spotlight
- Fully automatic AC
- CZone digital switching, monitoring w/ lead zone, touch screen display/control, (2) ea. 17" touch screen display/controls at helms, (2) ea. iPad control/displays, salon and master stateroom

- Generator: 29kW Onan 240V 60 Hertz (27kW Onan 230V 50 Hertz)
- Cablemaster shore cord retractor: (2) ea.
- Dual isolation shore power transformers
- Battery switches on/off electric remote operation – 4 (port engine battery, starboard engine battery, generator, accessory)
- Batteries: (4) Engine 31/AGM, (2) ship service 8D/ AGM, (1) generator 31/AGM, (1)C-Zone back up 31/AGM
- Mastervolt electronic battery charger- 60 amps (accessory & CZone Back Up) 24V/12V
- Mastervolt electronic battery charger- 40 amps (engine batteries generator Battery) 24V/12V
- Mastervolt mass combi inverter/charger 4000 watt 60H (4000 watt 50H) with 100 amp accessory battery charger
- Distribution panel CZone digital switching and circuit protection
- Zincs: Sacrificial with electrical bonding system and isolator
- Volvo ACP Active Corrosion Protection

MECHANICAL

- Air conditioning. Split gas system w/heat
- Windshield wipers: Port and starboard, intermittent and touch wipe
- Windshield washer system
- Trim tabs: Humphree/Volvo Interceptor trim system
- Fire extinguisher system: Automatic FE 227 with emergency manual discharge

PROPULSION SYSTEMS

- Twin diesel Volvo IPS 3, D13 /1050, 800 hp with joystick
- Control system: Volvo electronic joystick docking, joystick steering w/ (2) each wing station joystick controls.
- Propellers: Volvo Q series IPS nickel bronze
- Engine alarm system
- Dual Racor fuel filters
- 24V starting system
- Internal seawater strainers
- Instrumentation: Volvo/Garmin touchscreen glass bridge system w/ (2) ea. 17" displays. Includes chartplotter, sonar and radar

MAKE OUR MASTERPIECE YOURS

OWNER PREFERENCES

CREW QUARTERS

- Single berth
- Refrigerator and microwave
- Ventilation fan
- CO detector
- Vanity w/ sink and hot & cold water
- Entry from the cockpit through hinged bridge steps.
- Reading light in berth area
- Lights: (4) LED overhead lights
- Air conditioning w/ heat
- Storage locker
- Smoke alarm

FLYBRIDGE

- Bridge hardtop: Carbon Fiber
- Bridge hardtop enclosure
- Cockpit/bridge stairway hatch
- Air conditioning w/ heat
- Refrigerator
- Helm and seat covers

HULL AND DECK

- Hull and deck color
- Exterior carpet: Snap-in for cockpit
- Teak decking for bridge, bridge steps and foredeck
- Passerelle: 1033/36
- Underwater lighting: Transom and sides
- Underwater lighting: Transom
- Bow deck shade canopy: (4) Carbon poles with shade
- Hydraulic swim platform
- Hydraulic swim platform w/ ladder

COCKPIT

- Ice maker
- Refrigerator
- Grill

INTERIOR

- High glass wood finish
- Cabinet wood: Eucalyptus
- Central vacuum system
- Master stateroom safe
- Salon window blinds, electronically controlled

GALLEY

- Trash compactor
- Dishwasher
- Coffee bar - built in
- Wine cooler

SALON

- Mark Levinson design media player, Harman ARCAM AVR 850 7.1 surround sound, Sony Blu-Ray DVD player, multi-media compatible
- Lexus logo floor inlay

MECHANICAL

- Engine oil change system
- Central vacuum system
- Dual quick 1000 tumbler stern capstans

PLUMBING

- Separate washer and dryer
- Gray water holding system with monitor
- Sea water wash down: bow and stern
- Combi bidet: Toto Washlet S300E (Master, VIP and Guest Head)

ELECTRICAL

- Thermal camera
- Video monitor system
- Satellite TV
- Crew quarters entertainment package: 32" HD TV and Blu-Ray player. Fusion DC stereo equipment

PROPULSION

- Twin diesel Volvo IPS 3, D13 /1200, 900 hp w/ joystick
- Twin diesel Volvo IPS 3, D13 /1350, 1000 hp w/ joystick
- Dynamic and zero speed stabilization: Mitsubishi/Tohmei 375T Gyro Stabilizer. Slow Speed. Volvo Humphree interceptor ride control cruise speed.

MISCELLANEOUS

- Storage/shipping cradle
- Sailaway package: Life jackets with storage bags, flare kit, ship's bell, portable fire extinguishers, dock lines and fenders









Concept Vehicle Shown




LY 650

lexusyachts.com

Specifications, features, equipment, technical data, performance figures, options and color and trim are based upon information available at time of printing, are subject to change without notice. Some accessories shown in photographs or described may not be standard equipment or available as option(s). Not all options/packages are available separately. See lexusyachts.com for information about options/packages commonly available in your area. LEXUS and all associated marks, logos, and designs are trademarks of Toyota Motor Corporation and are used under license by Marquis Yachts, LLC, an independent licensee.

©2019 Marquis Yachts, LLC



BY MARQUIS YACHTS

#LY 650